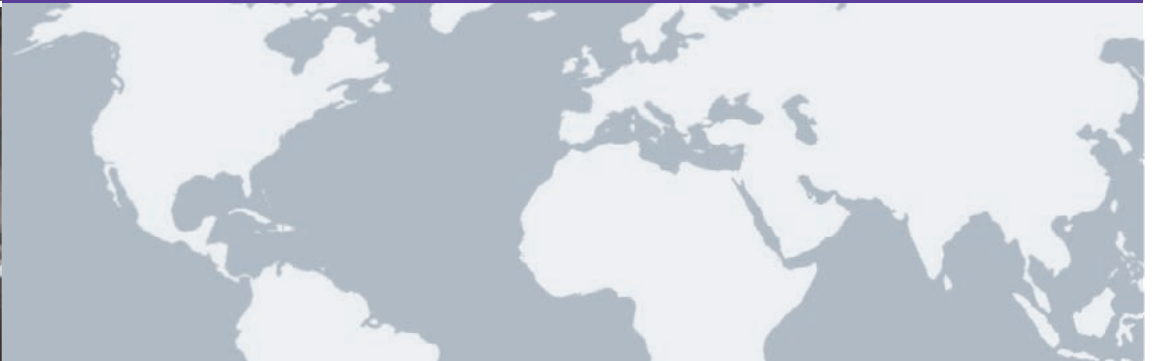
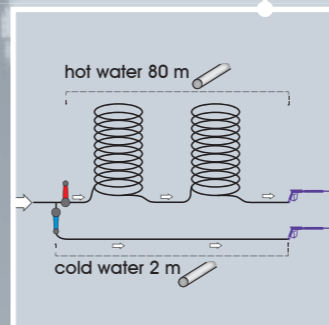







trail jet 30





trail jet 30

accessories



trail jet 30 500-30-100-d

| | | | |
|--|--|--|-----------------------|
| | 100 - 500 bar | | 24 h |
| | 10 - 30 l/min | | 24 month |
| | 10 - 100° C | | 400 l |
| | 198 kw | | 70 l |
| | 9,0 l/h | | 140 l |
| | 36,4 kW / 33 kW 2100 rpm 4 cyl. 3620 ccm | | 10 l |
| | 4,2 l/h | | ig/ag m 22 ag |
| | 30 kW 1000 rpm | | 1530 kg |
| | 055 USgal/min / 1,70 mm | | 3750 x 1980 x 2050 mm |
| | ■ | | 78db [A] 1m 99 lwa |
| | ■ | | g572 |
| | ■ | | |

competence for waterjetters:



Falch gmbh

siemensstrasse 1 - 7
89188 merklingen (germany)

+49 (0)7337/81-0

+49 (0)7337/81-181

info@falch.com / www.falch.com

